

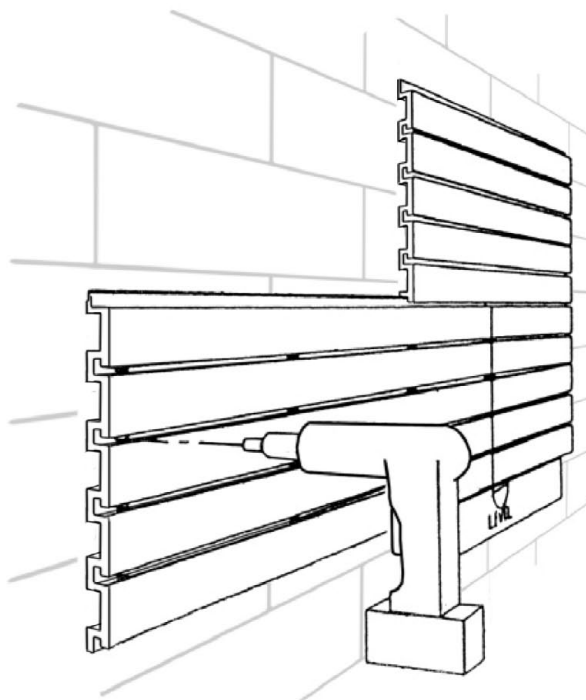
StoreWall™ Installation Guide

- **One person installation**
- **Installs over wood/metal studs, drywall, concrete block etc.**
- **Waterproof, insect-proof and rot-proof**
- **Ideal for high abuse applications**
(ie. garage, carports, pools, storage sheds, basements)
- **Cleans quickly and easily**

Installation

Before you begin, remember to always work safely, follow tool manufacturer's safety instructions and wear safety glasses.

1. Draw a line at the lowest point the StoreWall™ panel is to be placed.
2. Place the first panel on this line and screw in place (make sure that the StoreWall™ panel is level and plumb).
3. Place second panel next to the first panel and screw in place.
4. Continue adding panels until the first row is complete.
5. Begin second row panels on top of first row and screw panels in place.



Quick Tips - Dry Wall Installation

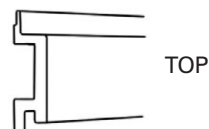
If installing over a dry wall, use 3.5 x 42mm (or longer) bugle head dry wall screws. There is no need to pre-drill or countersink.

Quick Tips - Brick / Block Wall Installation

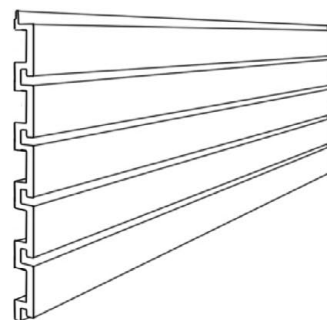
If installing over brick or block wall, use 6mm masonry drill bit. Use 8 x 2" countersink screws and red rawlplugs (or longer). There is no need to countersink. For maximum load capacity, fix every slot every 16" (406mm).

Quick Tricks

- Join panel ends over studs to maximise load capacity.
- Use a running bond (bricklayer) pattern for best strength and to reduce appearance of joins.
- Use colour matched U-Caps as an edge trim.
- Remove minor surface scratches or blemishes with a paper towel dampened with acetone (read label and follow instructions).
- Use standard woodworking tools, cuts easily and cleanly.



TOP



FRONT

Make certain to install panels correct way up

For technical support for, contact us on the numbers shown between 9.00am-5.30pm Monday-Thursday, 9.00am-4.00pm Friday.

Dura Limited
4 Cambridge Terrace
St James Road, Brackley
Northants NN13 7XY
United Kingdom
info@dura.co.uk

Residential Garages
www.duragarages.com
tel +44 (0) 1280 700563
fax +44 (0) 1280 700444
Commercial Workshops
www.dura.co.uk
tel +44 (0) 1280 706050
fax +44 (0) 1280 700444